


# Double Diamond Trellis Security Door



The double diamond trellis door is unique in that the **pitch between the metal cross linkages is very tightly woven** to prevent a person putting their hands through to reach goods, products or merchandise which are being secured behind the door. Items such as jewellery, cosmetics, mobile phones, duty free electronic goods, and bottles of alcohol cannot be passed through the double diamond door mesh.

The double diamond trellis door can also be used in a work or office situation to secure office equipment and consumables from staff, thus **assisting in loss prevention/inventory control**.



## Features and benefits:

- Available finishes include galvanized and powdercoated black satin or pearl white, with other colours available on request
- Emergency lever can only be accessed from the internal side of the trellis door
- Easily folds back out of the way when not in use
- Pivot or hinge aside option also available
- **Special egress locking facility available which is BCA compliant** in certain circumstances (see attached document)
- Also available as a mobile trackless trackless barrier for temporary security and access control

# SO4 DOUBLE DIAMOND TRACKLESS BARRIER - TECHNICAL SPECIFICATION

All steel used in our products is Carbon Controlled by ISO 9002 Standards

## Lattice

12mm x 12mm Tubular steel cold rolled sections, with a carbon content on 0.60% to ensure maximum strength world wide

## Channels

Steel sections hot rolled into U- channels with a carbon content of 0.10% for superior strength.

## Rivets

Aluminum alloy with a 3.5% manganese content for maximum strength.

## Fittings

All moving parts and components are made from glass filled Nylon 6.

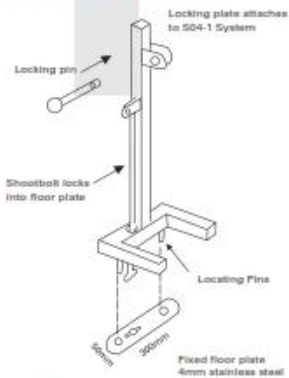
## Finish

Products are polyester coated using top quality powder with UV resistant capability. The electrostatic process is use to ensure consistent coverage.

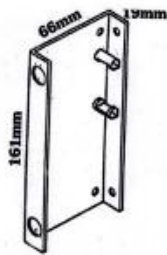
## Stack Size

Typical stack size for a door between 1610mm wide and 1900mm wide is 380mm.  
A pivot/hinge-aside facility is available.

### Removable Lockable Bollard

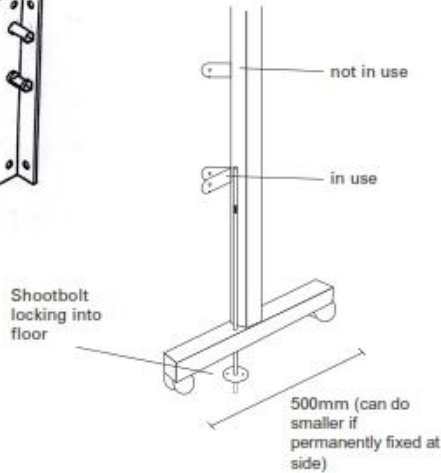


### Lock Bracket

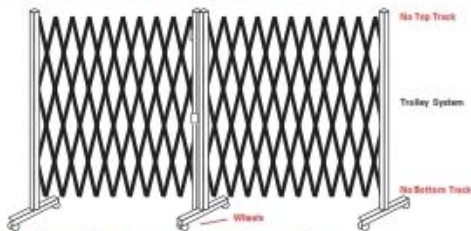


### Locking Options

38mm x 38mm  
RHS Steel



### Trackless Trellis on Trolley System

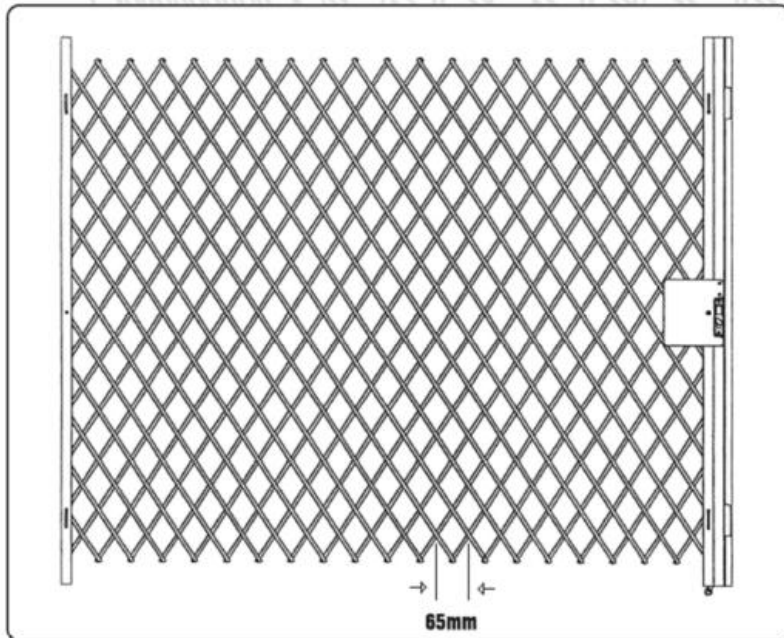


Trackless trellis can span any width on trolleys.  
Note: Max height 2500mm

### Plan view of trolley system showing 270° pivot rotation



## DOUBLE DIAMOND



Double diamond doors are ideally used on fire escapes or any area or doorway where it is necessary to be able to lock from one side with a key and be able to open from the other side with a thumb turn.

Examples:

1. Fire Escapes
2. Old Age Homes
3. Wine Cellars
4. One way restricted traffic areas

