

# S02-1

The S02-1 is a fully framed, square tubular section trellis door. It's the formidable and versatile ultra deluxe trellis door.

Why should I choose the S02-1 for my home?

- **Strength**

The S02-1 is the strongest trellis security door currently available on the Australian market with steel verticals fully captivated by the surrounding tracking mechanism.

Each vertical section comprises two vertically opposed square steel tubes in each upright.

The steel cross linkages span across three vertical uprights forming a strong formidable security barrier.

- **Secure**

Featuring the triple locking, slamlock mechanism.

- **Unobtrusive**

By day it is virtually invisible, folding behind curtains or blinds and still provides for maximum ventilation when closed.

- **Flexible**

Suitable for securing front doors, patio doors, glass sliding doors, french doors, windows and carports.

- **Stylish**

Powdercoated in a range of attractive finishes to complement any environment.

- **Long Lasting**

The S02-1 grille has been treated, epoxy powdercoated and galvanised against corrosion.


- **Bottom Track**

Bottom track can be fixed, removable or hinged.

Open



Secure



# S02-1 Ultra Deluxe Security Systems

## Technical Specifications

### Design: Cross links spanning three uprights only General Specifications

The expanding security system comprises an expanding trellis framed pattern with rigid top suspension track and bottom guide rail.

The door is constructed from vertically opposed steel sections manufactured in 12mm square tubes which are rigidly connected to one another by trellis linkages.

The trellis linkages being steel flat bars, maintain proportional spacing between the vertical channels.

The bottom guide rail is self cleaning or is a lipped channel as shown bottom right.

The jamb consists of a channel which is so formed as to partially enclose the lock style when the door is locked.

All sliding connections comprise industrial grade injection moulded nylon 6 components.

Door weight is 12kg/m<sup>2</sup>.

### Rivets

The rivets are rust proof ensuring there is no weakness unlike other expanding door systems. The rivets are used in a non-pivoting function to maximise strength and life.

### Locks

The locks are special high security grade with three point locking in one lock, a double hook for extra strength and the slamlocking feature - slam door instant locking without turning a key.

### Colour Range

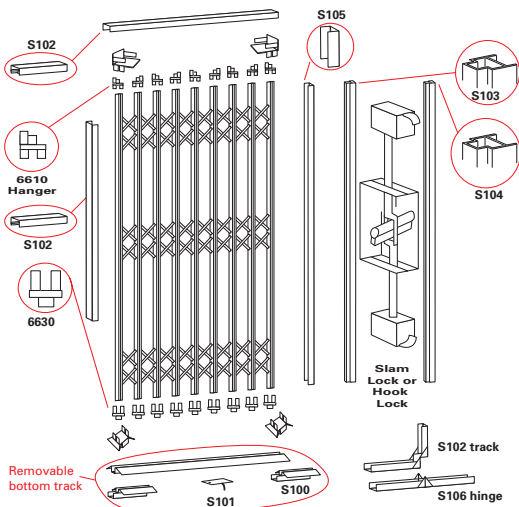
The doors are available in 4 standard exterior quality epoxy powder coatings. Individual colour schemes can be matched to suit almost any environment.

### Warranty

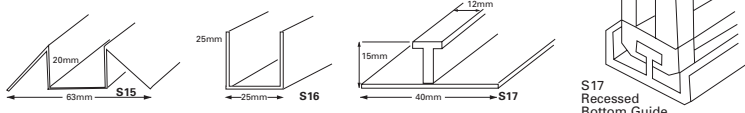
A 12 month warranty against defective materials and workmanship applies.

### Fitting

The doors are custom made to exact measurements, and can be fitted in the reveal, or the face-on position.



### Bottom Profiles

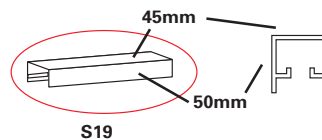


### STACK SIZES

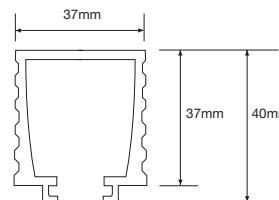
Single Sash		Double Sash	
Total Door Width (incl. Stack)	Stack Width	Total Door Width (incl. Stack)	Stack Width
450	158	470	143+143
570	183	590	143+143
685	196	705	156+156
800	209	820	169+169
954	225	970	169+169
1036	235	1055	181+181
1148	245	1170	181+181
1269	258	1290	194+194
1384	271	1405	194+194
1500	285	1520	207+207
1629	319	1640	207+207
1737	325	1755	219+219
1860	346	1870	232+232
1981	359	1990	232+232
2097	373	2105	245+245
2214	388	2220	245+245
2334	400	2340	257+257
2446	410	2455	257+257
2553	415	2570	270+270
2684	451	2690	270+270
2800	465	2805	283+283
2915	478	2920	296+296
3035	490	3040	296+296
3149	502	3155	308+308
3264	515	3270	308+308
3385	528	3390	321+321
3500	541	3505	321+321
3615	554	3620	334+334
3735	579	3740	334+334
3851	593	3855	346+346
3966	606	3970	359+359
4088	620	4090	359+359
4205	635	4205	372+372
4320	648	4320	372+372

### LARGER SIZES AVAILABLE

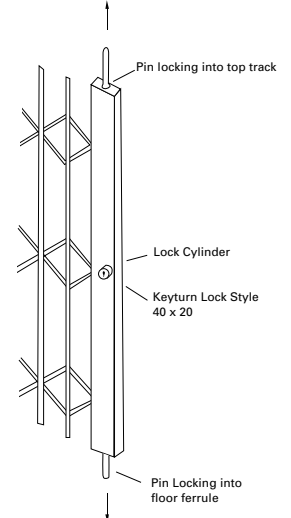
#### Top Track Profile



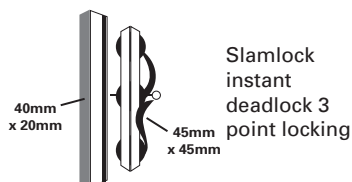
#### Heavy Duty Top Track Profile



#### Keyturn Shoot Bolt



#### Lock Keep Profile



Ph: (02) 9519 0844